

Stiahnutie študentskej verzie
softvéru Autodesk

Navštívte: [https://www.autodesk.com/education/ home](https://www.autodesk.com/education/home)



FREE TRIALS

PRODUCTS



SEARCH



SIGN IN



UNITED STATES



MENU

EDUCATION

Get Products

Learn & teach

Competitions & events

Prepare & excel

Support

About Autodesk Education

➔ Fusion 360 for Chromebooks is now available to educational subscribers. Learn more.

EDUCATION COMMUNITY

DESIGN YOUR FUTURE

Autodesk is committed to empowering students and educators globally. With our free Education plan, you can explore emerging technologies and access rich learning content to position yourself for career success.

WATCH VIDEO (1:05 MIN.)



GET PRODUCTS

Get set up for career success with Autodesk

Kliknite na Sign In

The image shows the top portion of the Autodesk Education Community website. At the top left is the Autodesk logo. To its right are links for 'FREE TRIALS', 'PRODUCTS', a shopping cart icon, a search bar, and a 'SIGN IN' button which is circled in red. Further right are 'UNITED STATES' and a 'MENU' icon. Below this is a navigation bar with 'EDUCATION' and several sub-links: 'Get Products', 'Learn & teach', 'Competitions & events', 'Prepare & excel', 'Support', and 'About Autodesk Education'. A blue banner below the navigation bar contains a link: 'Fusion 360 for Chromebooks is now available to educational subscribers. Learn more.' The main hero section features the text 'EDUCATION COMMUNITY' and 'DESIGN YOUR FUTURE'. Below this is a paragraph: 'Autodesk is committed to empowering students and educators globally. With our free Education plan, you can explore emerging technologies and access rich learning content to position yourself for career success.' At the bottom of the hero section are two buttons: 'WATCH VIDEO (1:05 MIN.)' and 'GET PRODUCTS'. The background of the hero section is a blurred image of a student in a workshop with a 3D model of a car part overlaid.

AUTODESK. FREE TRIALS | PRODUCTS | | SEARCH | **SIGN IN** | UNITED STATES | MENU

EDUCATION | Get Products | Learn & teach | Competitions & events | Prepare & excel | Support | About Autodesk Education

➔ Fusion 360 for Chromebooks is now available to educational subscribers. Learn more.

EDUCATION COMMUNITY
DESIGN YOUR FUTURE

Autodesk is committed to empowering students and educators globally. With our free Education plan, you can explore emerging technologies and access rich learning content to position yourself for career success.

[WATCH VIDEO \(1:05 MIN.\)](#) | [GET PRODUCTS](#)

Get set up for career success with Autodesk

Kliknite na Create Account v případe, že ešte nemáte účet

Sign in




Email

NEXT

NEW TO AUTODESK? [CREATE ACCOUNT](#)

Vyplňte meno, email, heslo + potvrdíte podmienky používania a kliknite na Create Account

Create account 

First name

Last name

Email

Confirm email

Password

I agree to the [Autodesk Terms of Use](#) and acknowledge the [Privacy Statement](#).

CREATE ACCOUNT

ALREADY HAVE AN ACCOUNT? [SIGN IN](#)

Kliknite na Done

Account created

This single account gives you access to all your Autodesk products



- Thank you for your interest in Autodesk. Check this box to receive electronic messages (including marketing e-mails at the address you provided) from Autodesk, including on emerging trends, events, solutions and exclusive opportunities. Autodesk will personalize the content we send you based on how you interact with our messages. You are in control. [Manage](#) your preference or [unsubscribe](#) at anytime. View Autodesk's [contact information](#) and [privacy statement](#).

DONE

Your account for everything Autodesk

[LEARN MORE](#)

Navštívte svoj email a potvrďte svoj účet

Hi,

Please complete your Autodesk account [REDACTED] by confirming your email address.

[VERIFY EMAIL](#)

If the link above doesn't work, copy and paste this URL in your browser:

https://accounts.autodesk.com:443/user/verifyemail/c02cedb2063e42f6883995c777669e326dd8e5c2?referrer=https%3A%2F%2Fdownload-www.autodesk.com%2Fservices%2Fadsk%2Fc%2Foxygen%2Ftool.do%2Fresponse.resp%3F_charset_8&productname=

Navštívte link nižšie

- <https://www.autodesk.com/education/edu-software/overview?sorting=featured&page=1&filters=individual>

**Pokiaľ vás medzitým web odhlásil
tak sa opätovne prihláste.**

Ak sa kedykoľvek počas celého procesu zobrazí možnosť dvojfaktorovej autentifikácie, kliknite na Remind Me Later

Protect your account

Set up an extra layer of protection with 2 step verification

With 2 step verification, you will need to enter a security code that is generated to your authentication app each time you sign in



It's free and you will enjoy a more secured experience. All it takes is a couple of minutes






[GET STARTED](#)

NOT READY? [REMINDE ME LATER](#)

Mala by sa zobrazit' takáto stránka. Pokial' sa nezobrazuje v tomto dizajne, je treba stránku obnovit'.


The screenshot displays the Autodesk Education website interface. At the top, the navigation bar includes the Autodesk logo, links for 'FREE TRIALS', 'PRODUCTS', a search bar, 'UNITED STATES', and a 'MENU' button. Below this is a secondary navigation bar with 'EDUCATION' and sub-links: 'Get Products', 'Learn & teach', 'Competitions & events', 'Prepare & excel', 'Support', and 'About Autodesk Education'. A blue banner below the navigation bar contains the text: 'Fusion 360 for Chromebooks is now available to educational subscribers. Learn more.' Below the banner is a dark grey section with a personalized message: 'Hi, [redacted] We still need to confirm your eligibility for educational access to Autodesk products. Learn more or click Get Started to begin the process.' A 'GET STARTED' button is positioned below the message. On the right side of this section, a vertical 'FEEDBACK' button is visible. The main content area features a search bar with the placeholder 'Enter search term(s)', a 'Platform' filter with icons for Windows, Apple, Linux, and Android, and a 'Sort by' dropdown menu set to 'Featured'. The product grid displays three items: 'TINKERCAD' (Simple 3D design and 3D printing app), 'FUSION 360' (Cloud-based 3D CAD/CAM/CAE software for product design), and 'REVIT' (Plan, design, construct, and manage buildings with powerful tools for Building Information Modeling). Each product card includes a 'Get started' button and platform compatibility icons.

Kliknite na Get Started

 **AUTODESK.** [FREE TRIALS](#) | [PRODUCTS](#) |  | |  |  UNITED STATES |  MENU

[EDUCATION](#) | [Get Products](#) | [Learn & teach](#) | [Competitions & events](#) | [Prepare & excel](#) | [Support](#) | [About Autodesk Education](#)

👉 Fusion 360 for Chromebooks is now available to educational subscribers. [Learn more.](#)

Hi, 

We still need to confirm your eligibility for educational access to Autodesk products. [Learn more](#) or click [Get Started](#) to begin the process.

[GET STARTED](#) >

FEEDBACK






[All products](#)

Architecture, Engineering, & Construction


Product Design & Manufacturing

Media & Entertainment

Enter search term(s)


Platform     


Sort by [Featured](#) ▾

 **TINKERCAD**

Simple 3D design and 3D printing app


[→ Get started](#)




 **FUSION 360**

Cloud-based 3D CAD/CAM/CAE software for product design


[→ Get started](#)





 **REVIT**


Plan, design, construct, and manage buildings with powerful tools for Building Information Modeling.

[→ Get started](#)



 **REVIT**

 **AUTOCAD**

 **AUTOCAD FOR MAC**

Vyplňte email

Sign in



Email

NEXT

NEW TO AUTODESK? [CREATE ACCOUNT](#)

Vyplňte heslo



Welcome



Password

[FORGOT?](#)

SIGN IN

Stay signed in

Vyplňte informácie o vás

Set up your Education profile



Autodesk offers free software to eligible students, educators and institutions. Be prepared to provide proof of enrollment or employment at a [Qualified Educational Institution](#).

Country, Territory, or Region of educational institution

Slovak Republic

Educational role

[WHAT'S THIS?](#)

Student

Institution Type

High School/Secondary

Date of Birth

March

Day

Year

NEXT

ALREADY HAVE AN ACCOUNT? [SIGN IN](#)

Vyplňte informácie o škole

Just one more step



Tell us about your educational institution and how you plan to use your free software.

Name of educational institution

Stredná Odborná Škola Technická Námestovo

Area of study

- Architecture, Engineering & Construction
- Media & Entertainment
- Product Design & Manufacturing
- Others

Enrolled from

September

2018

Graduate in

June

2022

NEXT

Your account for everything Autodesk

[LEARN MORE](#)

Kliknite na Continue

Account set

Your account is now updated to access the Autodesk education community



CONTINUE






Opať navštívte link nižšie

- <https://www.autodesk.com/education/edu-software/overview?sorting=featured&page=1&filters=individual>

Mala by sa zobrazit' takáto stránka. Pokial' sa nezobrazuje v tomto dizajne, je treba stránku obnovit'.


The screenshot displays the Autodesk Education website interface. At the top, the Autodesk logo is on the left, and navigation links for 'FREE TRIALS', 'PRODUCTS', a search bar, 'UNITED STATES', and 'MENU' are on the right. Below this is a secondary navigation bar with 'EDUCATION' and sub-links: 'Get Products', 'Learn & teach', 'Competitions & events', 'Prepare & excel', 'Support', and 'About Autodesk Education'. A blue banner contains the text: 'Fusion 360 for Chromebooks is now available to educational subscribers. Learn more.' Below the banner, a dark grey section features a personalized greeting 'Hi, [redacted]' and a message: 'We still need to confirm your eligibility for educational access to Autodesk products. Learn more or click Get Started to begin the process.' A 'GET STARTED' button with a right-pointing arrow is positioned below the message. On the right side of this section, a vertical 'FEEDBACK' button is visible. The main content area below has a search bar with the placeholder 'Enter search term(s)', a 'Platform' filter with icons for Windows, Apple, Linux, and Android, and a 'Sort by' dropdown menu set to 'Featured'. A grid of product cards is shown, including 'TINKERCAD' (Simple 3D design and 3D printing app), 'FUSION 360' (Cloud-based 3D CAD/CAM/CAE software for product design), and 'REVIT' (Plan, design, construct, and manage buildings with powerful tools for Building Information Modeling). Each card includes a 'Get started' button and platform compatibility icons.

Kliknite na Get Started

 [FREE TRIALS](#) | [PRODUCTS](#) |  | |  |  UNITED STATES |  MENU

[EDUCATION](#) | [Get Products](#) | [Learn & teach](#) | [Competitions & events](#) | [Prepare & excel](#) | [Support](#) | [About Autodesk Education](#)

➔ Fusion 360 for Chromebooks is now available to educational subscribers. [Learn more.](#)

Hi, 

We still need to confirm your eligibility for educational access to Autodesk products. [Learn more](#) or click [Get Started](#) to begin the process.

[GET STARTED](#) ➔

FEEDBACK






[All products](#)

Architecture, Engineering, & Construction


Product Design & Manufacturing

Media & Entertainment

Enter search term(s)


Platform     


Sort by [Featured](#) ▼

 **TINKERCAD**

Simple 3D design and 3D printing app


➔ [Get started](#)




 **FUSION 360**

Cloud-based 3D CAD/CAM/CAE software for product design


➔ [Get started](#)





 **REVIT**


Plan, design, construct, and manage buildings with powerful tools for Building Information Modeling.

➔ [Get started](#)



 **REVIT**

 **AUTOCAD**

 **AUTOCAD FOR MAC**

Kliknite na Confirm

Check that your information below is correct, then click Confirm

All fields must be accurately completed to confirm your eligibility for educational access to Autodesk products. Thank you for helping us provide Autodesk tools for legitimate educational use around the globe.

Email

Wrong email address? [Update address](#)

First name

Last name

Country or region of your educational institution

Institution type

Name of educational institution

Date of birth

CONFIRM >

[Cancel](#)

Identity services powered by SheerID [SheerID FAQs](#)

[Privacy Statement](#)

Not enrolled or employed at a [Qualified Educational Institution](#)? View [alternate](#) Autodesk software licensing options.

Uploadnite potvrdenie o návšteve školy a potvrdíte



Additional documentation needed

Please upload a copy of documentation issued to you by your educational institution (e.g. tuition receipt or student ID, employee ID) as proof that you attend, teach or are employed at a qualified educational institution

You have 14 days to upload your documentation

The document must include:

1. Your full legal name
Note: The name on the document you submit must match this.
2. The name of the educational institution at which you are enrolled or employed (Stredná Odborná Škola Technická Námestovo)
Note: The school name on the document you submit must match this.
3. A date within the current school term.

Preferred documents include:

- Transcript
- School-issued confirmation letter
- A copy of your student ID (photo ID not required)

Supported file types: JPEG, PDF, PNG, GIF

 Drag documents here, or [browse](#)

NOTE: If your uploaded document is too fuzzy to read, does not show your full and legal name, or shows a name different from the one you used for this Autodesk account, you will not be able to complete the confirmation process. Please do not include any confidential information in the document you upload, such as social security numbers or banking details. Please ensure any sensitive information is blacked out before you upload your document.

Po úspešnom uploadnutí potvrdenia navštívte link:

- <https://www.autodesk.com/education/home>

Kliknite v menu na Products and services

The screenshot shows the Autodesk Education Community website. At the top, the Autodesk logo is on the left, and navigation links for 'FREE TRIALS', 'PRODUCTS', a shopping cart icon, a search bar, a user profile icon with 'LD', and 'UNITED STATES' are on the right. Below the navigation bar, there are tabs for 'EDUCATION', 'Get Products', 'Learn & teach', 'Competitions & events', 'Prepare & excel', and 'Support'. A blue banner below the tabs contains the text: 'Fusion 360 for Chromebooks is now available to educational subscribers. Learn more.' The main content area features the heading 'EDUCATION COMMUNITY DESIGN YOUR FUTURE' and a paragraph: 'Autodesk is committed to empowering students and educators globally. With our free Education plan, you can explore emerging technologies and access rich learning content to position yourself for career success.' At the bottom of this section, there are two buttons: 'WATCH VIDEO (1:05 MIN.)' and 'GET PRODUCTS'. On the right side, a user menu is open, showing the user's name 'Lubomir Dendis' and email 'dendis.lubomir@gmail.com', a 'Sign out' button, and sections for 'My account' (Products and services, Product updates, Trials), 'Profile and settings' (Edit profile, Change password, Edit language), and 'My community' (Community profile, Contributions, Forum preferences).

AUTODESK. FREE TRIALS | PRODUCTS | | SEARCH | **LD** UNITED STATES

EDUCATION | Get Products | Learn & teach | Competitions & events | Prepare & excel | Support

➔ Fusion 360 for Chromebooks is now available to educational subscribers. Learn more.

EDUCATION COMMUNITY
DESIGN YOUR FUTURE

Autodesk is committed to empowering students and educators globally. With our free Education plan, you can explore emerging technologies and access rich learning content to position yourself for career success.

WATCH VIDEO (1:05 MIN.) | GET PRODUCTS

Lubomir Dendis
dendis.lubomir@gmail.com

Sign out

My account

- Products and services
- Product updates
- Trials

Profile and settings

- Edit profile
- Change password
- Edit language

My community

- Community profile
- Contributions
- Forum preferences

Kliknite na softvér, ktorý plánujete stiahnuť

The screenshot displays the Autodesk Account dashboard. At the top left, the 'AUTODESK ACCOUNT' logo is visible. The top right corner contains notification, help, and user profile icons. A dark sidebar on the left provides navigation options: Home, Products and Services (with sub-links for All Products and Services, Product Updates, Deployments, and Trials), Reporting (with a link for Cloud Services Usage), and Quick links. The main content area is titled 'Products and Services (30)' and lists various software products, each with an icon, name, license type, and an action button.

Product Name	License Type	Action
A360	education	Access now
AutoCAD	1 seat • student • single-user	View downloads
AutoCAD - mobile app Premium for subscription	education	Access now
Bridge Design for InfraWorks	education	Access now
Character Generator	education	Access now
Drainage Design for InfraWorks	education	Access now
Drive	education	Access now
EAGLE - Premium	education	Download now
Flow Design	education	Download now
FormIt Pro		

Kliknite na View Downloads



AutoCAD

1 seat · student · single-user

View downloads



Summary

student

Downloads

Versions

2018

Platforms

Mac 64, Win 32, Win 32/64,
Win 64

Seats

1

License type

Standalone

Version

Activation ⓘ

2018

[View
downloads](#)

Serial / Key
900-39986347 / 001J1

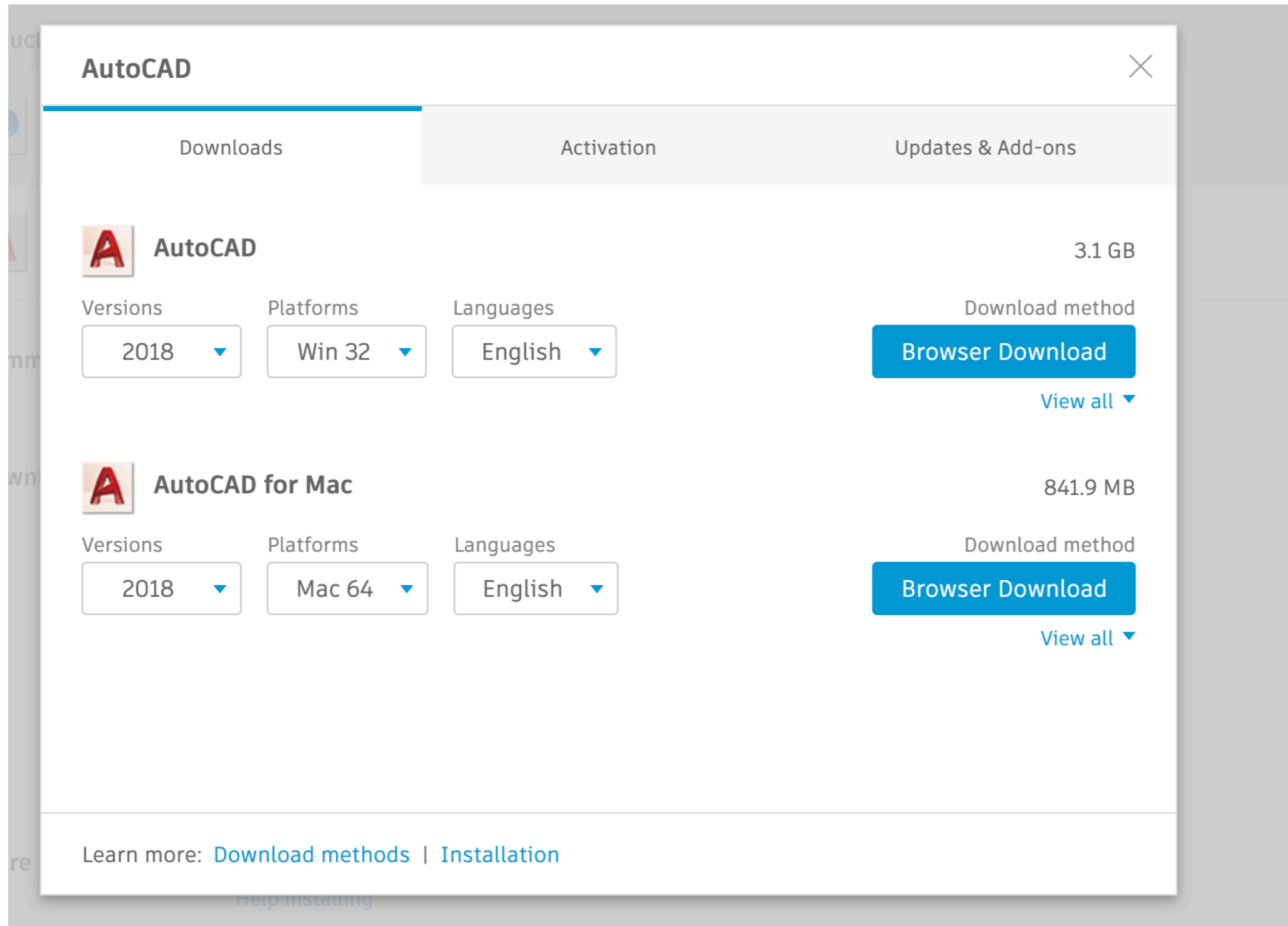
More

[Help downloading](#)

[Help installing](#)

[Updates & Add-Ons](#)

Vyberte verziu a kliknite na Browser Download



The screenshot shows the 'AutoCAD' download page with three tabs: 'Downloads', 'Activation', and 'Updates & Add-ons'. The 'Downloads' tab is active. It lists two versions of AutoCAD:

- AutoCAD** (3.1 GB)
 - Download method: [Browser Download](#) (highlighted in blue)
 - [View all](#) (dropdown arrow)
- AutoCAD for Mac** (841.9 MB)
 - Download method: [Browser Download](#) (highlighted in blue)
 - [View all](#) (dropdown arrow)

For each version, there are three dropdown menus for configuration:

- AutoCAD:** Versions (2018), Platforms (Win 32), Languages (English)
- AutoCAD for Mac:** Versions (2018), Platforms (Mac 64), Languages (English)

At the bottom, there is a link: Learn more: [Download methods](#) | [Installation](#)

Poznámky

- Inventor sa sťahuje rovnako ako AutoCAD
- Ak by vás počas celého procesu kedykoľvek odhlásilo tak sa vždy prihláste znova